


SILFAB COMMERCIAL



SIL-500 HM

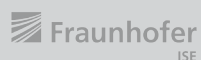


ENGINEERED FOR COMMERCIAL & UTILITY PROJECTS

Superior performance and proven reliability from a trusted source.

Unparalleled coverage for all your commercial projects with our industry-leading 25-year product and 30-year linear performance warranty.

SILFABSOLAR.COM



CHUBB®

* Chubb provides error and omission insurance to Silfab Solar Inc.

ELECTRICAL SPECIFICATIONS		500 HM	
Test Conditions		STC	NOCT
Module Power (Pmax)	Wp	500	369
Maximum power voltage (Vpmax)	V	38.80	35.69
Maximum power current (Ipmax)	A	12.89	10.34
Open circuit voltage (Voc)	V	45.78	42.11
Short circuit current (Isc)	A	13.48	10.82
Module efficiency	%	21.0%	19.4%
Maximum system voltage (VDC)	V	1500	
Series fuse rating	A	25	
Power Tolerance	Wp	0 to +10	

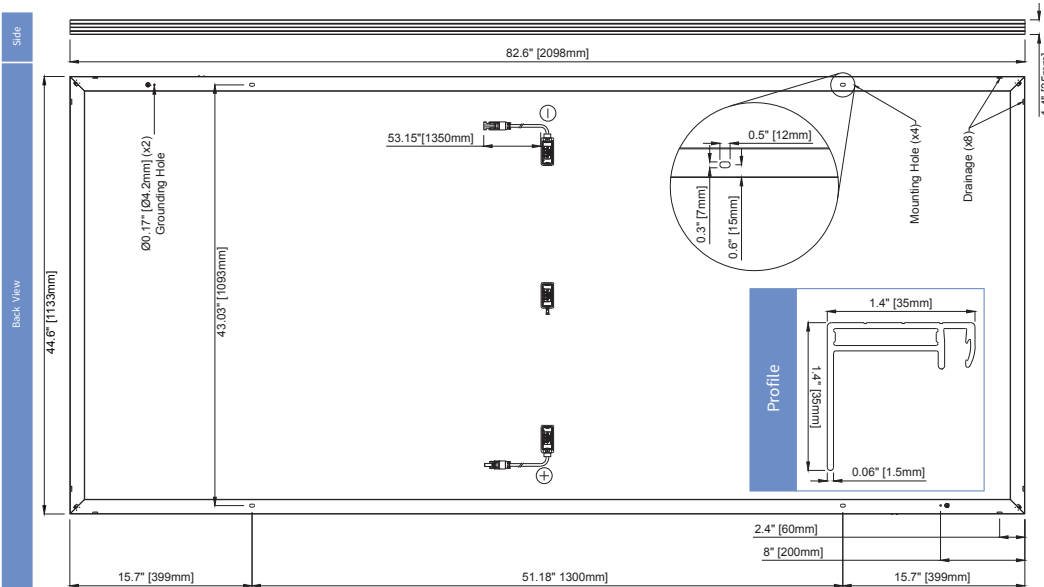
Measurement conditions: STC 1000 W/m² • AM 1.5 • Temperature 25 °C • NOCT 800 W/m² • AM 1.5 • Measurement uncertainty ≤ 3%
 Sun simulator calibration reference modules from Fraunhofer Institute. Electrical characteristics may vary by ±5% and power by 0 to +10W.

MECHANICAL PROPERTIES / COMPONENTS	METRIC	IMPERIAL
Module weight	26.2kg ± 0.2kg	57.8lbs ± 0.4lbs
Dimensions (H x L x D)	2098 mm x 1133 mm x 35 mm	82.6 in x 44.6 in x 1.37 in
Maximum surface load (wind/snow)*	2400 Pa rear load / 5400 Pa front load	50.1 lb/ft ² rear load / 112.8 lb/ft ² front load
Hail impact resistance	ø 25 mm at 83 km/h	ø 1 in at 51.6 mph
Cells	132 Half cells - Si mono PERC 10 busbar - 182 mm x 91 mm	132 Half cells - Si mono PERC 10 busbar - 3.58 x 7.16 in
Glass	3.2 mm high transmittance, tempered, DSM antireflective coating	0.126 in high transmittance, tempered, DSM antireflective coating
Cables and connectors (refer to installation manual)	1350 mm, ø 5.7 mm, EVO2 from Staubli	53.15 in, ø 0.22 in (12AWG), EVO2 from Staubli
Backsheet	High durability, superior hydrolysis and UV resistance, multi-layer dielectric film, fluorine-free PV white backsheet	
Frame	Anodized Aluminum (Silver)	
Bypass diodes	3 diodes - GF5045 (45V max DC blocking voltage, 50A max forward rectified current)	
Junction Box	UL 3730 Certified, IEC 62790 Certified, IP68 rated	

TEMPERATURE RATINGS		WARRANTIES	
Temperature Coefficient Isc	+0.064 %/°C	Module product workmanship warranty	25 years**
Temperature Coefficient Voc	-0.28 %/°C	Linear power performance guarantee	30 years
Temperature Coefficient Pmax	-0.36 %/°C		≥ 97.1% end 1st yr ≥ 91.6% end 12th yr ≥ 85.1% end 25th yr ≥ 82.6% end 30th yr
NOCT (± 2°C)	45 °C		
Operating temperature	-40/+85 °C		

CERTIFICATIONS		SHIPPING SPECS	
Product	UL 61215-1:2017 Ed.1***, UL 61215-2:2017 Ed.1***, UL 61730-1:2017 Ed.1, UL 61730-2:2017 Ed.1, CSA C22.2#61730-1:2019 Ed.2, CSA C22.2#61730-2:2019 Ed.2, IEC 61215-1:2016 Ed.1***, IEC 61215-2:2016 Ed.1***, IEC 61730-1:2016 Ed.2, IEC 61730-2:2016 Ed.2, IEC 61701:2020 (Salt Mist Corrosion), IEC 62716:2013 (Ammonia Corrosion), CEC Listing***, UL Fire Rating: Type 1	Modules Per Pallet:	29 or 29 (California)
Factory	ISO9001:2015	Pallets Per Truck	24 or 23 (California)
		Modules Per Truck	696 or 667 (California)

- * ⚠ Warning. Read the Safety and Installation Manual for mounting specifications and before handling, installing and operating modules.
- ** 12 year extendable to 25 years subject to registration and conditions outlined under "Warranty" at silfabsolar.com
PAN files generated from 3rd party performance data are available for download at: silfabsolar.com/downloads
- *** Certification and CEC listing in progress.



SILFAB SOLAR INC.

800 Cornwall Ave
 Bellingham WA 98225 USA
 T +1 360.569.4733
 info@silfabsolar.com
SILFABSOLAR.COM

1770 Port Drive
 Burlington WA 98233 USA
 T +1 360.569.4733

240 Courtneypark Drive East
 Mississauga ON L5T 2Y3 Canada
 T +1 905.255.2501
 F +1 905.696.0267

Silfab - SIL-500-HM-20230207

No reproduction of any kind is allowed without permission. Data and information is subject to modifications without notice. © Silfab Solar Inc., 2022. Silfab Solar® is a registered trademark of Silfab Solar Inc.