

Meyer Burger Black

360 – 370 Wp

For maximum yields combined with outstanding design: Heterojunction high-performance solar module with SmartWire Connection Technology (SWCT™).



Made in Germany. Designed in Switzerland.

Production and development according to the highest quality standards.



Highly profitable

More energy yield over the same area even on cloudy or hot days.



Extremely durable

Outstanding cell stability and high breakage resistance thanks to patented SmartWire Connection Technology.



Consistently sustainable

Regional value creation, made without lead and produced using 100% renewable energy.



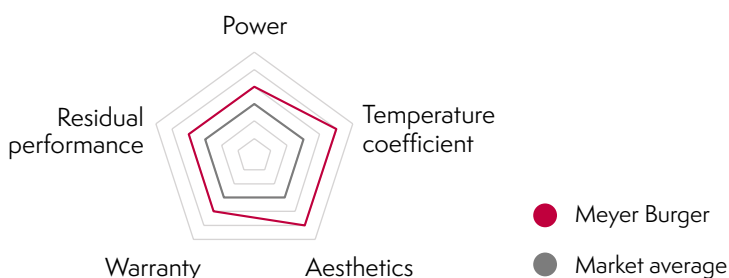
Guaranteed reliability

Industry-leading 25-year product and performance warranty.



Extremely aesthetic

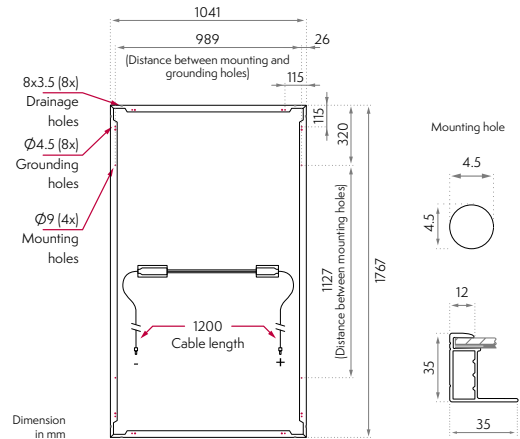
Elegant Swiss design suitable for all roof shapes and sophisticated architecture.



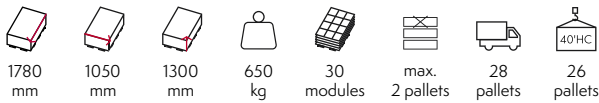
Residential rooftop

Mechanical specification

Dimensions [mm]	1767 x 1041 x 35
Weight [kg]	19.7
Front cover	Tempered solar glass, 3.2 mm, with anti-reflective surface
Back cover	Black water-barrier backsheet
Frame	Black anodized aluminum
Solar cell type	120 half-cells, mono n-Si, HJT with SWCT™
Junction boxes	3 diodes, IP68 rated in accordance with IEC 62790
Cable	PV cable 4 mm ² , 1.2 m length in accordance with EN 50618
Connectors	1: MC4; 2: MC4-Evo2; 3: UKT Energy PV-CO02-1A; 4: TE Connectivity PV4-S1 in accordance with IEC 62852, IP68 rated only when connected



Packages



Delivery by container or truck. For truck freight, 0.78 loading meters per pallet and stacking factor 2 apply.

Electrical specification¹

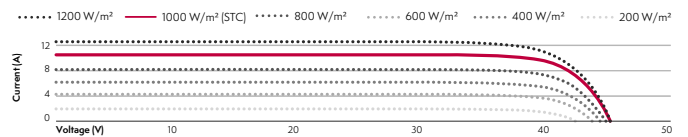
Power class in STC ²			360		365		370	
Minimum performance (power tolerance -0 W/+5 W)			STC	NMOT ³	STC	NMOT	STC	NMOT
Minimum	Power at MPP	P_{mpp} [W]	360	271	365	275	370	279
	Short circuit current	I_{sc} [A]	10.5	8.4	10.5	8.4	10.5	8.5
	Open circuit voltage	V_{oc} [V]	44.3	42.0	44.3	42.1	44.4	42.1
	Current at MPP	I_{mpp} [A]	9.8	7.8	9.8	7.9	9.9	7.9
	Voltage at MPP	V_{mpp} [V]	36.8	34.8	37.1	35.1	37.5	35.4
	Efficiency	η [%]	19.6		19.9		20.1	

Temperature coefficients

Temperature coefficient of I_{sc}	α	[%/K]	+0.033
Temperature coefficient of V_{oc}	β	[%/K]	-0.234
Temperature coefficient of P_{mpp}	γ	[%/K]	-0.259
Nominal Module Operating Temperature	NMOT ³	[°C]	44±2

The temperature coefficients stated are linear values.

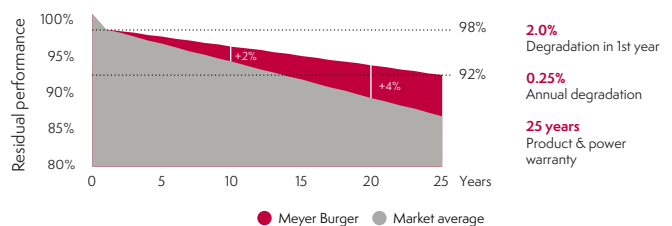
I-V curves at different irradiances



Properties for system design

Max. system voltage	[V]	1000
Overcurrent protection rating	[A]	20
Max. test load +/- (Safety factor for test load = 1.5)	[Pa]	6000/4000
Max. design load +/-	[Pa]	4000/2666
Safety class		II
Fire type (UL 61730)		5
Fire class (EN 13501-1 / DIN 4102-1)		E/B2
Operation temperature	[°C]	-40 to +85

Meyer Burger warranty



Certificates

Certification

IEC 61215:2016, IEC 61730:2016, UL 61730-1, UL 61730-2, PID (IEC 62804)

Certification (pending)

Salt Mist (IEC 61701), Ammonia Resistance (IEC 62716),

Dust & Sand (IEC 60068)

For installation and operating instruction, please refer to installation guide, version 1.0.4_UL

Notice: All data and specifications are preliminary and subject to change without notice.

Visit us at meyerburger.com

Test procedure according to IEC standard



¹Measurement according to IEC 60904-3, measurement tolerance: ±3%

²STC: Irradiance 1000 W/m², module temperature 25°C, AM1.5G spectrum

³NMOT: Nominal Module Operating Temperature, with irradiance 800 W/m², AM1.5G Spectrum, ambient temperature 20°C